

# Fingerprint scanner installation guide



eng


NVAC-FPS

**NOVUS<sup>®</sup>**

## INFORMATION


### EMC (2004/108/EC) and LVD (2006/95/EC ) Directives

#### CE Marking

 Our products are manufactured to comply with requirements of following directives and national regulations implementing the directives:

- Electromagnetic compatibility EMC 2004/108/EC.
- Low voltage LVD 2006/95/EC with further amendment. The Directive applies to electrical equipment designed for use with a voltage rating of between 50VAC and 1000VAC as well as 75VDC and 1500VDC.

### WEEE Directive 2002/96/EC

 Information for users who want to get rid of electrical and electronic appliances. This product is marked according to the European Directive on Waste Electrical and Electronic Equipment (2002/96/EC) and further amendments. By ensuring this product is disposed of correctly, you will help to prevent potential negative consequences for the environment and human health, which could otherwise be caused by inappropriate waste handling of this product. The symbol on the product, or the documents accompanying the product, indicates that this appliance may not be treated as household waste. It shall be handed over to the applicable collection point for the waste electrical and electronic equipment for recycling purpose. For more information about recycling of this product, please contact your local authorities, your household waste disposal service or the shop where you purchased the product.

### RoHS Directive 2002/95/EC

Information concerning limitation of the use of dangerous substances in the electrical and electronic appliances.



Out of concern for human health protection and friendly environment, we assure that our products falling under RoHS Directive regulations, regarding the restriction of the use of hazardous substances in electrical and electronic equipment, have been designed and manufactured in compliance with the above mentioned regulation. Simultaneously, we claim that our products have been tested and do not contain hazardous substances whose exceeding limits could have negative impact on human health or natural environment.

#### Information

The device, as a part of professional AC system used for control, is not designed for self installation in households by individuals without technical knowledge.

The manufacturer is not responsible for defects and damages resulted from improper or inconsistent with user's manual installation of the device in the system.

## FINGERPRINT SCANNER NVAC-FPS

Fingerprint scanner type NVAC-FPS is designed for administration stand of NAM operator. This device should be connected to the USB port of PC with NAM software.

NVAC-FPS fingerprint scanner enable administrator quick and easy creation finger for users and save it to database.

NVAC-FPS fingerprint scanner must be install under Windows before use with NAM software.

Installation process under Windows is similar like another device connected trough the USB port. After first connection scanner to the free USB port, Windows display message referring detection of new device and start to install drivers in the system.

Follow the command on the screen.

During installation system will ask about drivers files for this device.

Please point following patch to the NAM installation folder:

(NAM software must be install before)

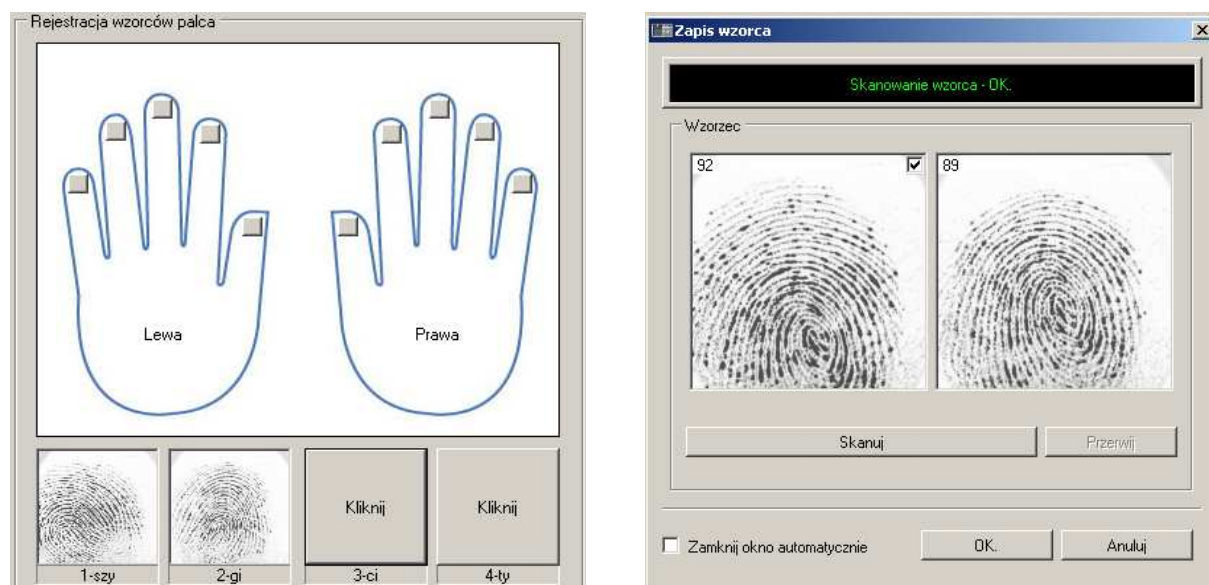
C:\Program Files\Novus\Novus Access Manager\Drivers\BIOSCAN\_S

Windows system will inform you when finish installation.

Following settings must be done in NAM software menu : *Global Parameter > Parameters > Device > Biometric reader (USB)* set Bio Scan S and type BSU S-SFM3000.

### Scanning finger pattern using NVAC-FPS and NAM

To start with scanning process click on button below hands icons. Blinking square's will display at the end of fingers. Select finger which will be scanning and click on square. After click, right window will be display and communication with scanner will be activate. Red light on scanner means that device is ready to scan.



Details description you can find in manual for NAM.

eng

**NOVUS<sup>®</sup>**

**NOVUS Security Sp. z o.o.**

ul. Puławska 431, 02-801 Warszawa

tel.: (22) 546 0 700, fax: (22) 546 0 719

[www.novuscctv.com](http://www.novuscctv.com)

04-03-2009