

user's manual
instrukcja obsługi



eng

pl

NVPT-201KME

NOVUS[®]

user's manual

eng




NVPT-201KME

NOVUS[®]

INFORMATION

EMC (89/336/EEC) and LVD (73/23/EEC) Directives

CE Marking

 Our products are manufactured to comply with requirements of the following directives and national regulations implementing the directives:

- Electromagnetic compatibility EMC 89/336/EEC with further amendments
- Low-voltage LVD 73/23/EEC with further amendments. This directive applies to electrical equipment designed for use with a voltage rating of between 50VAC and 1000VAC as well as 75VDC and 1500VDC.

WEEE 2002/96/EC Directive

Information for users who want to get rid of electrical and electronic appliances



This product is marked according to the European Directive on Waste Electrical and Electronic Equipment (2002/96/EC) and further amendments. By ensuring this product is disposed of correctly, you will help to prevent potential negative consequences for the environment and human health, which could otherwise be caused by inappropriate waste handling of this product.

The symbol on the product, or the documents accompanying the product, indicates that this appliance may not be treated as household waste. It shall be handed over to the applicable collection point for the waste electrical and electronic equipment for recycling purpose. For more information about recycling of this product, please contact your local authorities, your household waste disposal service or the shop where you purchased the product.

2002/95/EC RoHS Directive



Out of concern for human health protection and friendly environment, we assure that our products falling under RoHS Directive regulations, regarding the restriction of the use of hazardous substances in electrical and electronic equipment, have been designed and manufactured in compliance with the above mentioned regulation. Simultaneously, we claim that our products have been tested and do not contain hazardous substances whose exceeding limits could have negative impact on human health or natural environment.

Information

The device, as a part of professional CCTV system used for surveillance and control, is not designed for self installation in households by individuals without technical knowledge.

The manufacturer is not responsible for any defects or damages resulting from improper, or inconsistent with user's manual, installation of the device in the system.

WARNINGS AND PRECAUTIONS

ATTENTION!

THE KNOWLEDGE OF THIS USER'S MANUAL IS AN INDESPENSIBLE CONDITION OF A PROPER DEVICE OPERATING. YOU ARE KINDLY REQUESTED TO FAMILIARIZE YOURSELF WITH THIS MANUAL BEFORE STARTING THE DEVICE.

THE MANUAL SHOULD BE KEPT FOR FUTURE USE.

CAUTION!

THE COVER MUSTN'T BE TAKEN OFF. ANY SELF-REPAIRS MUSTN'T BE EXECUTED.

ALL REPAIRS CAN BE EXECUTED ONLY BY QUALIFIED STAFF OF THE AUTHORISED NOVUS SERVICE.

WARNING !

IN ORDER TO PROTECT YOURSELF AGAINST THE RISK OF FIRE OR ELECTRIC SHOCK YOU NEED TO AVOID PLACING THE DEVICE IN HUMID AND DUSTY PLACES.

INFORMATION

All the data included in this manual are up to date at the moment of printing this manual. Novus Security Sp. z o.o. reserves the right to amend this manual. The producer reserves the right to modify device's parameters and change its design without notice.

SPECIFICATION

1. SPECIFICATION

Model	Transmitter NVPT-201KME	Receiver NVPT-201KME
Connectors	2 x PS2 (keyboard, mouse), RJ-45	RJ-45, 2 x PS2 (keyboard, mouse)
Bandwidth	up to 1 MHz	
Transmitted signals	mouse and keyboard data, mouse and keyboard clock, VCC, ground	
Transmission distance	up to 100 m	
Operating temperature	0°C ~ 55°C	
Relative humidity	0% ~ 95%	
Dimensions (mm)	57.5 (W x 67 (H) x 27(D)	67 (W) x 27 (H) x 140(D)
Weight	100 g	35 g
Recommended cable	UTP 5 cat. 0.5 mm ²	

MAIN CHARACTERISTIC

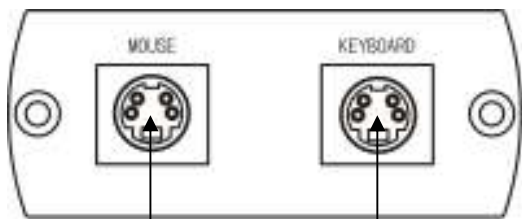
2. MAIN CHARACTERISTIC

- Transmitter + receiver for transmission of mouse and keyboard signals via one cat. 5 UTP cable;
- Passive device, no power required;
- Transmitter: dual 6-pin PS2 female for keyboard / mouse and RJ45 for UTP cable;
Receiver: dual 6-pin PS2 male with 6" lead for PC and RJ45 for UTP cable;
- Transmission range up to 100 meters.

3. INSTALLATION

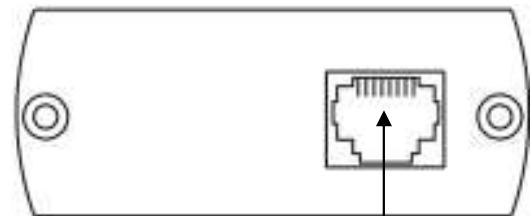
Panel view:

Transmitter:



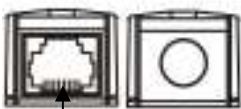
Mouse PS2 connector

Keyboard PS2 connector

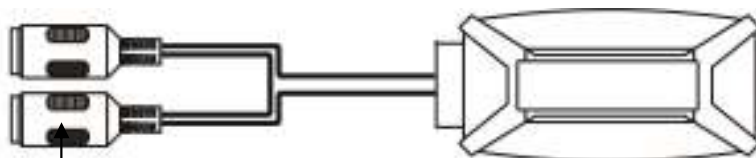


RJ45 connector for UTP cable

Receiver:



RJ45 connector for UTP cable

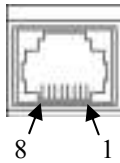
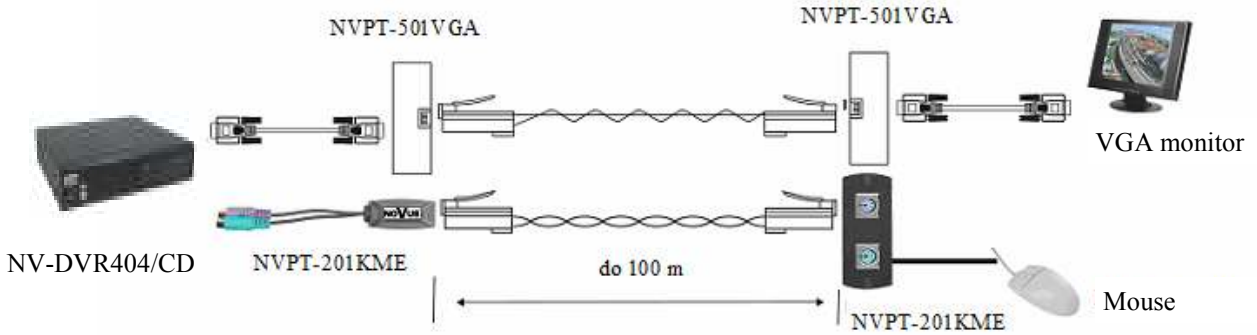


PS2 connectors for keyboard and mouse

Transmitter of keyboard and mouse data signals PS2 utilizes two pairs of cable for signals transmission. For keyboard signal the device utilizes pins number 1 and 2, for Mouse signal the device utilizes pins 7 and 8. In order to connect transmitter and receiver you are required to use straight cable (not crossed over).

INSTALLATION

Installation view:



RJ-45 connector view with a pin description

4. NOTES

eng

NOTES

eng

NOTES

eng

NOVUS[®]

NOVUS Security Sp. z o.o.

ul. Puławska 431, 02-801 Warszawa
tel.: (22) 546 0 700, fax: (22) 546 0 719
www.novuscctv.com